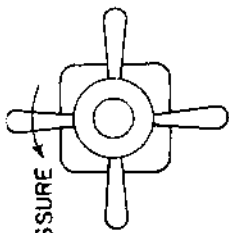


TYPE "DHP" PUMP WITH REMOTE PRESSURE CONTROL VALVE

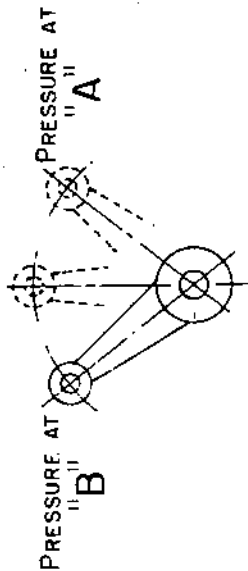
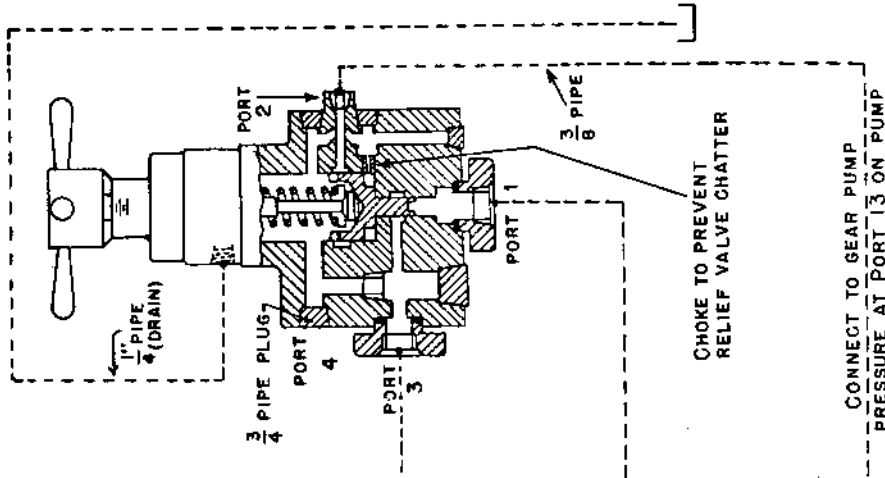


47316-A



DECREASE PRESSURE

ADJUST THIS REMOTE PRESSURE CONTROL VALVE FOR VARYING PRESSURE



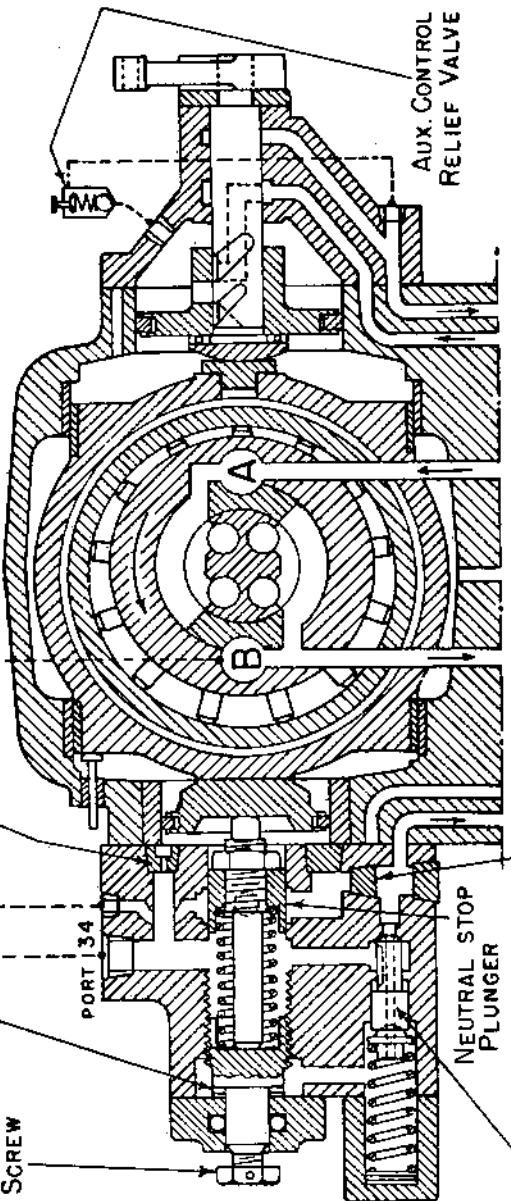
"DHP" CONTROL LEVER

ORIFICE (ONLY IF NECESSARY TO RAISE OPERATING PRESSURE FOR PRESSURE SWITCH)

PRESSURE SWITCH CONNECTION

3/4" PIPE

3/4" HIGH PRESSURE LINE FROM PUMP



CIRCUIT SHOWS PUMP VIEWED FROM FLANGE END

OIL CIRCUIT REMOTE PRESSURE CONTROL VALVE
DR. G.M. CH. G.M.

REFERENCES:

- "DHP" PUMP OIL CIRCUIT DS-947421-A
- REMOTE PRESS. CONTROL VALVE INST. DWG. DS-47502
- REMOTE PRESS. CONTROL VALVE PARTS DWG. DS-947502

PORT 24

1/2" PIPE CONNECTION TO GEAR PUMP PRESSURE AT PORT 11 ON PUMP

FULL STROKE STOP

VOLUME ADJUSTING SCREW

PORT 134

NEUTRAL STOP PLUNGER

CONTROL RELIEF VALVE