

48102

OIL CIRCUIT  
REMOTE  
TYPE "DXP" PUMP WITH  
PRESSURE CONTROL VALVE  
DR. RES. CH. J.E.

PUMP INST. DWG. DS-47806  
REMOTE PRESS. CONTROL VALVE  
INST. DWG. DS-47502  
REMOTE PRESS. CONTROL VALVE  
PARTS DWG. DS-947502  
"DXP" PUMP OIL CIRCUIT  
DS-947821

PORT 24  
1" PIPE CONNECTION TO  
GEAR PUMP PRESSURE  
AT PORT 11 ON PUMP

FULL STROKE  
STOP

VOLUME  
ADJUSTING  
SCREW

PORT 34

NEUTRAL STOP  
PLUNGER

CONTROL RELIEF  
VALVE

1/2" PIPE PLUG

CIRCUIT SHOWS PUMP VIEWED  
FROM FLANGE END

ENERGIZE SOLENOID "A" FOR PRESSURE AT PORT "A".  
ENERGIZE SOLENOID "B" FOR PRESSURE AT PORT "B".

ORIFICE (ONLY IF NECESSARY  
TO RAISE OPERATING PRESSURE  
FOR PRESSURE SWITCH)

PRESSURE SWITCH  
CONNECTION

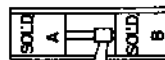
3/4" PIPE

NEUTRAL CYL. CONN.

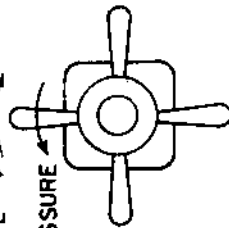
3" HIGH PRESSURE LINE  
FROM PUMP

FULL STROKE CYL. CONN.

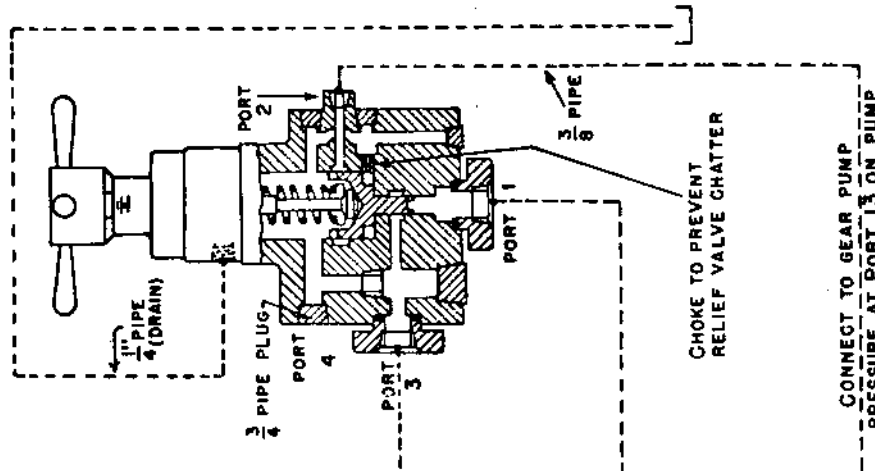
PORT "A" VOLUME  
CONTROL



INCREASE PRESSURE →  
← DECREASE PRESSURE



ADJUST THIS REMOTE PRESSURE  
CONTROL VALVE FOR VARYING  
PRESSURE



# TYPE "DXP" PUMP WITH REMOTE PRESSURE CONTROL VALVE



48102

THE OILGEAR COMPANY  
MILWAUKEE 4, WISCONSIN, U.S.A.

DS-947822

ISSUED SEPT. 30, 1952